





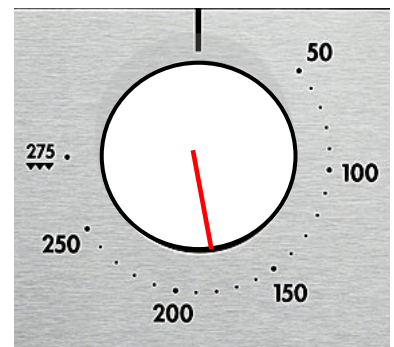




Chocolate Brownies

					
100g Chocolate	3 eggs	2 tblsp Cocoa	100g butter	200g Brown sugar	200g Self-Raising flour

1. Pre-heat the oven to **180°C** and grease the tin.



2. Melt the chocolate and butter together in a saucepan over a low heat.

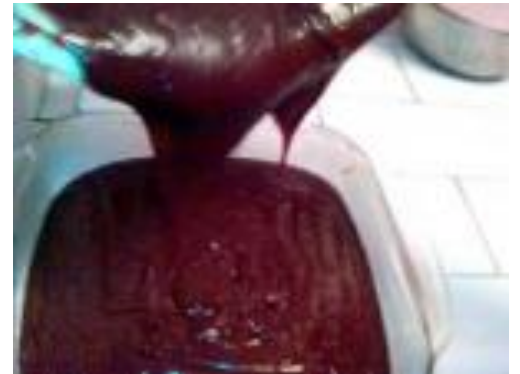
3. Turn off the heat and gradually stir in the sugar and eggs





4. Stir in the self-raising flour and cocoa powder.

5. Pour the mixture into a greased baking tin and bake in the oven for 15 minutes.



6. Remove from the oven, place on a cooling rack and leave to cool.

7. Cut into pieces and enjoy!

